

*The Glitter Bombs*  
**FREEBIES**

# T-REX TROUBLE AND CRANKY ANKY

- Sub Plan
- Remote Learning
- Art-on-a-Cart
- Nonshared Supplies
- Dinosaur/Prehistory Unit



# T-REX TROUBLE

Lead students through the guided drawing of the T-Rex, or provide the drawing handout and let students draw one of their own.

Ask the question:

If a T-Rex got into your house, what would it do?

Brainstorm some of the following:

- Would the T-Rex cause trouble?
- Would it make itself at home and drink some coffee, or take a bubble bath?
- Would the T-Rex be a pet?
- Or would it be an animal that needed to be chased out of the house?
- How would it feel to have a T-Rex in the house?


Use markers, crayons, or watercolor paint to color in the scene after it's drawn.

Students may wish to write a short story about their art, give their T-Rex a name.



# T-REX TROUBLE DRAWING GUIDE

1




2



3



4



5



# CRANKY ANKY

Lead students through the guided drawing of the Ankylosaurus, or provide the drawing handout and let students draw one of their own. Do not draw the eyes until after the discussion.

Discuss different types of eyes and how they can impact the mood of a piece. How would they draw happy eyes, angry eyes, surprised eyes, or sad eyes?

Explain that this ankylosaurus is cranky and draw the eyes using a short horizontal line, a smile line, and the pupil looking backward.

Let students give the ankylosaurus something to be cranky about by drawing things in the background that might make the ankylosaurus have a terrible day.

Here's some suggestions, both realistic and from previous students:

- meteor
- erupting volcano
- rash from a plant that it ate
- a storm cloud
- stepping in a mud puddle
- a rainbow with no purple
- running into a giant piece of cake
- a T-Rex biting its tail

Use markers, crayons, or watercolor paint to color in the scene after it's drawn.

Note: Some students may not wish to have a cranky ankylosaurus. Tell students that their background needs to reflect the eyes. Therefore, if their dinosaur is happy, then the background should have things that the ankylosaurus is happy about.




# CRANKY ANKY DRAWING GUIDE

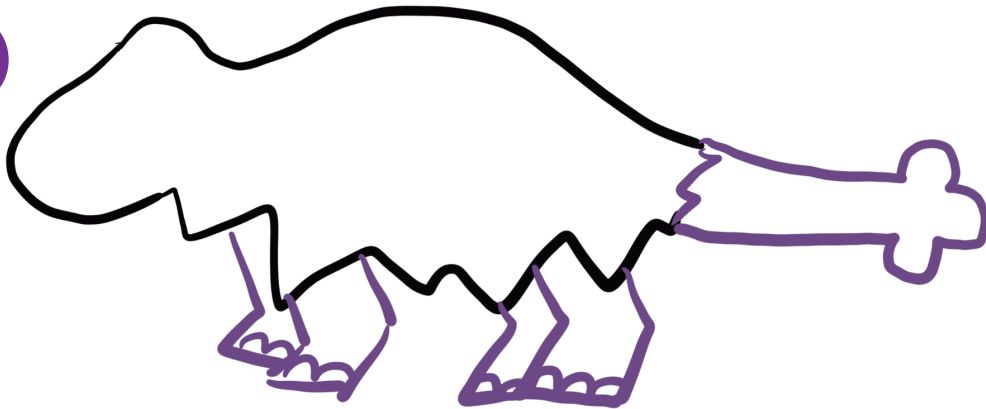
1



2



3



4

